



ALLOY CASTING

Aluminum

Toll Free (800) 527-1318

(972) 286-2368

Fax (972) 557-4727

FLANGES

SQUARE HOLE 1/2", 5/8" & 3/4"

NEW

V TYPE 1/2" □




HOLE IS 1/2" X 1/2" SQUARE / FLAT BOTTOM

8451

HEIGHT 2"
WIDTH: 2"
THICK: 1/2"
WEIGHT: .1 lbs

NEW

A TYPE 1/2" □




HOLE IS 1/2" X 1/2" SQUARE

4803

HEIGHT 2 3/8"
WIDTH: 1 1/4"
THICK: 7/8"
WEIGHT: .1 lbs

A TYPE 1/2" □



HOLE IS 1/2" X 1/2" SQUARE


8450

HEIGHT 1 3/4"
WIDTH: 1 3/4"
THICK: 1"
WEIGHT: .1 lbs

HEIGHT
WIDTH:
THICK:
WEIGHT:

NEW

S TYPE 5/8" □



HOLE IS 5/8" X 5/8" SQUARE

1652


HEIGHT 1 1/2"
WIDTH: 1 1/2"
THICK: 1"
WEIGHT: .1 lbs

HEIGHT
WIDTH:
THICK:
WEIGHT:

HEIGHT
WIDTH:
THICK:
WEIGHT:

NEW

A TYPE 3/4" □



HOLE IS 3/4" X 3/4" SQUARE

8906

HEIGHT 2 1/2"
WIDTH: 2 1/2"
THICK: 1/2"
WEIGHT: .2 lbs

NEW

A TYPE 3/4" □



HOLE IS 3/4" X 3/4" SQUARE

8460

HEIGHT 2"
WIDTH: 3 7/8"
THICK: 1"
WEIGHT: .2 lbs



A type tight at top



S type straight walls



V type tight at bottom