



# ALUMINUM CASTINGS

Toll Free (800) 527-1318


(972) 286-2368

Fax: (972) 557-4727


Section:

Late Additions

**8016** 1 1/2"  
NEW



TOP VIEW




SIDE VIEW


STUB IS 3/4 INCH LONG BY 1 3/8 INCHES SQUARE AND TAPERED. SEAT IS 2 1/8 INCHES SQUARE.

|        |          |         |
|--------|----------|---------|
| HEIGHT | 1 3/8 IN | 3.5 CM  |
| WIDTH  | 2 1/8 IN | 5.4 CM  |
| THICK  | 2 1/8 IN | 5.4 CM  |
| WEIGHT | 0.2 LBS  | 0.1 KGS |

**1400** 1"  
NEW



TOP VIEW



SIDE VIEW

TUBE SEAT IS 2 INCHES SQUARE. STUB IS 1 INCH SQUARE ("X" SHAPED") AND 1/4 INCH LONG.

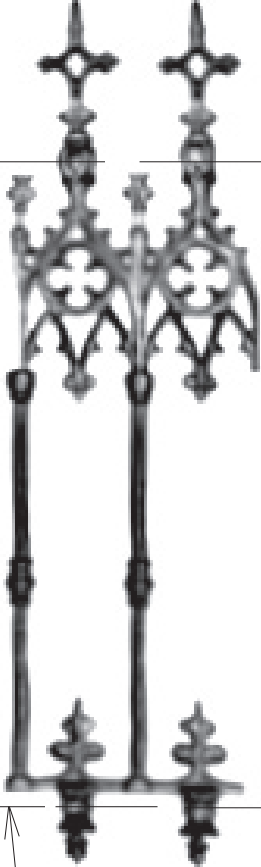
|        |          |          |
|--------|----------|----------|
| HEIGHT | 2 IN     | 5.1 CM   |
| WIDTH  | 2 IN     | 5.1 CM   |
| THICK  | 1 3/8 IN | 3.5 CM   |
| WEIGHT | 0.1 LBS  | 0.05 KGS |

**8298** 1/2"  
NEW



|        |          |         |
|--------|----------|---------|
| HEIGHT | 6 1/4 IN | 15.9 CM |
| WIDTH  | 3 1/2 IN | 8.9 CM  |
| THICK  | 1 1/4 IN | 3.2 CM  |
| WEIGHT | 0.4 LBS  | 0.2 KGS |

**9298** **DF**



SEE PAGE 105

NOTE: THIS PIECE IN DEVELOPMENT. IF INTERESTED PLEASE CONTACT US BY PHONE.


AVAILABLE

CENTERLINE OF 7/8 INCH SQUARE HOLE IN THIS PIECE. (TOP AND BOTTOM)

SCALE: 2 INCHES = 1 FOOT

|        |          |         |
|--------|----------|---------|
| HEIGHT | 36 IN    | 91.4 CM |
| WIDTH  | 12 IN    | 28.6 CM |
| THICK  | 1 7/8 IN | 4.8 CM  |
| WEIGHT | 5.1 LBS  | 2.3 KGS |

**8030** 1"




INQUIRY

STUB IS 1/2 INCH LONG BY 1 INCH SQUARE AND TAPERED. SEAT IS 1 3/4 INCHES SQUARE.

|        |          |         |
|--------|----------|---------|
| HEIGHT | 6 1/2 IN | 16.5 CM |
| WIDTH  | 3 3/4 IN | 9.5 CM  |
| THICK  | 1 3/4 IN | 4.4 CM  |
| WEIGHT | 0.9 LBS  | 0.4 KGS |

**8031** 1"




INQUIRY

STUB IS 1/2 INCH LONG BY 1 INCH SQUARE AND TAPERED. SEAT IS 1 3/4 INCHES SQUARE.

|        |          |         |
|--------|----------|---------|
| HEIGHT | 7 7/8 IN | 20.0 CM |
| WIDTH  | 3 7/8 IN | 9.8 CM  |
| THICK  | 1 3/4 IN | 4.4 CM  |
| WEIGHT | 0.9 LBS  | 0.4 KGS |


**BASKET**



SEE PAGE 105

NOTE: THIS PIECE IN DEVELOPMENT. IF INTERESTED PLEASE CONTACT US BY PHONE.

AVAILABLE



REVISION DATE: 02/28/95

SCALE: 3 INCHES = 1 FOOT UNLESS NOTED