


**2222**  
NEW


**DF**  
] 1/2" [



HEIGHT 15 7/8 IN 44.1 CM  
WIDTH 6 7/8 IN 20.0 CM  
THICK 3/4 IN 1.9 CM  
WEIGHT 1.0 LBS 0.6 KGS

**1003**  
NEW


**SF**  
] 1/2" [



HEIGHT 13 3/4 IN 34.9 CM  
WIDTH 8 3/8 IN 20.0 CM  
THICK 3/4 IN 1.9 CM  
WEIGHT 1.0 LBS 0.5 KGS

**4010**  
OLD 10X4


**SF**  
] 1/2" [



HEIGHT 3 3/4 IN 9.5 CM  
WIDTH 4 1/8 IN 10.8 CM  
THICK 3/4 IN 1.9 CM  
WEIGHT 0.3 LBS 0.1 KGS

**4012**  
OLD 12X4

**DF**  
] 1/2" [



HEIGHT 16 5/8 IN 42.2 CM  
WIDTH 8 1/4 IN 21.0 CM  
THICK 3/4 IN 1.9 CM  
WEIGHT 2.1 LBS 1.0 KGS

**1243**  
OLD C243


**DF**  
] 1/2" [



HEIGHT 33 1/4 IN 84.5 CM  
WIDTH 7 3/4 IN 19.7 CM  
THICK 3/4 IN 1.9 CM  
WEIGHT 4.8 LBS 2.2 KGS

**2022**  
OLD 22X2

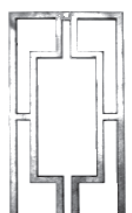
**DF**  
] 1/2" [



HEIGHT 15 IN 38.1 CM  
WIDTH 7 3/4 IN 19.7 CM  
THICK 3/4 IN 1.9 CM  
WEIGHT 2.1 LBS 1.0 KGS

**1180**  
NEW

**SF**  
] 1/2" [




HEIGHT 13 1/4 IN 33.7 CM  
WIDTH 7 3/8 IN 18.7 CM  
THICK 3/4 IN 1.9 CM  
WEIGHT 1.5 LBS 0.7 KGS

**1720**  
NEW

**SF**  
] 1/2" [

NOMINAL PICKET



5 3/4 IN.

CIRCLES ARE 5/8 IN. OUTSIDE DIAMETER.

LUGS BETWEEN CIRCLES HAVE 1/8 INCH TAPERED HOLES FOR SCREW ON APPLICATIONS.

HEIGHT 28 1/4 IN 71.8 CM  
WIDTH 5 1/8 IN 13.0 CM  
THICK 1/2 IN 1.3 CM  
WEIGHT 2.1 LBS 1.0 KGS

**422**  
NEW

**DF**  
] 1/2" [




HEIGHT 4 1/4 IN 10.8 CM  
WIDTH 28 1/8 IN 71.4 CM  
THICK 1 IN 2.5 CM  
WEIGHT 2.7 LBS 1.2 KGS

PIECE FITS OVER A 1/2 INCH HORIZONTAL SQUARE BAR.

**426**  
NEW

**DF**  
] 1/2" [



HEIGHT 4 IN 25.8 CM  
WIDTH 28 5/8 IN 72.7 CM  
THICK 1 IN 2.5 CM  
WEIGHT 2.0 LBS 0.9 KGS

PIECE FITS OVER A 1/2 INCH HORIZONTAL SQUARE BAR.